

1-Day Kyoto Tour by Nozomi Shinkansen

Day before tour departure


Your train tickets will be sent to the hotel that you designate by the day before the tour.

[Remarks] Please refer to your tickets and final itinerary for the train number and time. The tickets and final itinerary will be delivered to the address you provide at least one day before departure.

Day of tour

Head to Tokyo/Shinagawa/Shin-Yokohama Station individually.


06:00-06:20

Depart from Tokyo Station, Shinagawa Station, or Shin-Yokohama Station 

Take the Nozomi Shinkansen to Kyoto from Tokyo/Shinagawa/Shin-Yokohama Station. Normal reserved seating will be used.


[Remarks] Shinkansen times cannot be changed once fixed.

08:00-08:20

Arrive at Kyoto Station & Go to Kyoto Avanti individually 

Go to Kyoto Avanti on your own after arrival.

08:25

Kyoto Half-Day Sightseeing (Bus tour with English-speaking guide / Nijo Castle, Kinkaku-ji Temple & Kyoto Imperial Palace) 

An English-speaking tour guide will guide participants on the bus through Nijo Castle, Kinkaku-ji Temple and Kyoto Imperial Palace.

Kyoto Imperial Palace is closed to the public on the following days. During these times, Kitano Tenmangu

Shrine will be visited instead: (Mondays, Tuesday if Monday is a national holiday, May 14-17 for the Aoi Festival, New Year's holidays, and whenever there is an Imperial Household event).

The tour will visit Nishi Hongan-ji Temple instead of Kitano Tenmangu Shrine on September 25 and December 25.

Nijo Castle is closed on Tuesdays in January, July, August, and December. (Closed on the following day if Tuesday is a holiday.) If closed, or if the tour is during the year-end/New Year's holidays, Ryoan-ji Temple will be visited instead.

12:40-13:00

After arriving at Kyoto Station, explore Kyoto individually until the Shinkansen departure time.

Free time until departure.

20:00-21:00

Depart from Kyoto Station 

Take the Nozomi Shinkansen from Kyoto Station to Tokyo. This tour uses normal reserved seats.

[Remarks] Shinkansen times cannot be changed once fixed.

22:30-23:20

Arrive at Shin-Yokohama Station, Shinagawa Station, or Tokyo Station

Arrive at Shin-Yokohama/Shinagawa Station/Tokyo Station. Plan ends upon arrival.